
N8116-84(SAS-expander Card)

Notes on Firmware Updating

When updating firmware from this Starter Pack(Ver S8.10-010.05) by offline mode, N8116-84 SAS Expander firmware cannot update.

Please update by following because it can update by online mode.

[Target products and target version]

Products:

- Products
 N8116-84 SAS-expander Card
- Firmware version
 5.14

[Target System]

Express5800/R120h-2E

Express5800/R120h-2E(2nd-Gen)

Express5800/R120h-2E(3rd-Gen)

[How to confirm the SAS Expander Firmware version]

Confirm the firmware version by either of the following procedures:

< System Utilities >

- 1) Startup System Utilities by pressing the F9 key during POST.
- 2) Select System Configuration.
- 3) Select the Embedded RAID.
- 4) Select Disk Utilities
- 5) Select HPE 12G SAS Exp Card
- 6) Select Device Information and check the firmware version

< iLO web interface >

- 1) Connect to the target Server via iLO web interface and log in.
- 2) Select [Firmware & OS Software] -> [Installed Firmware].
- 3) Confirm the [Firmware Name] and [Firmware Version] of the SAS Expander Card.
The [Firmware Name] for the SAS Expander Card is displayed as "Drive Enclosure"

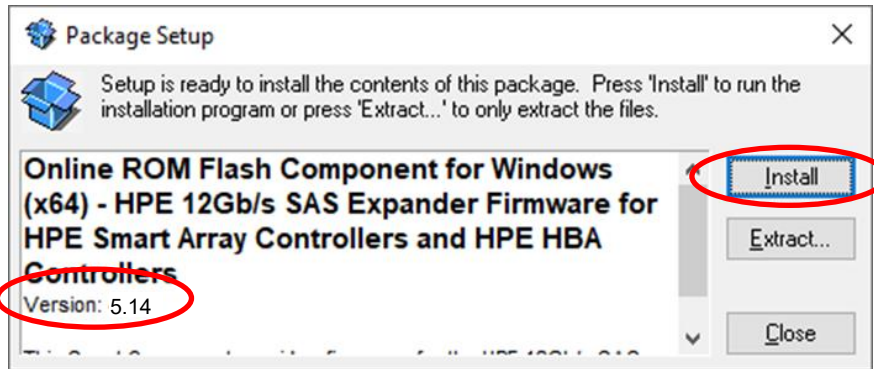
[Firmware update procedure]

[Windows]

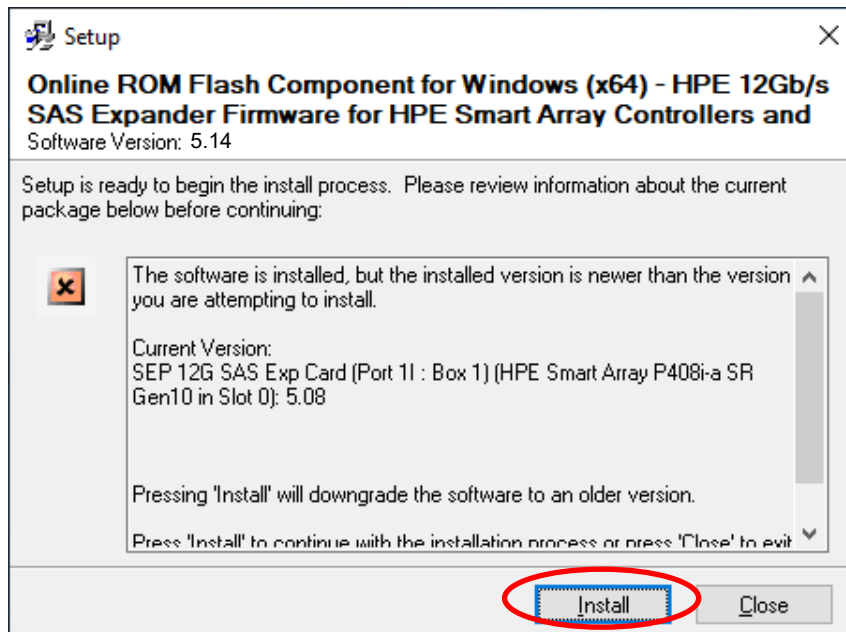
Firmware module : cp053176.exe

- (1) Move to packages directory in S8.10-010.05.
- (2) Double-Click the firmware module.
- (3) After [Package setup] window is displayed, check the version(5.14) and click

Install.

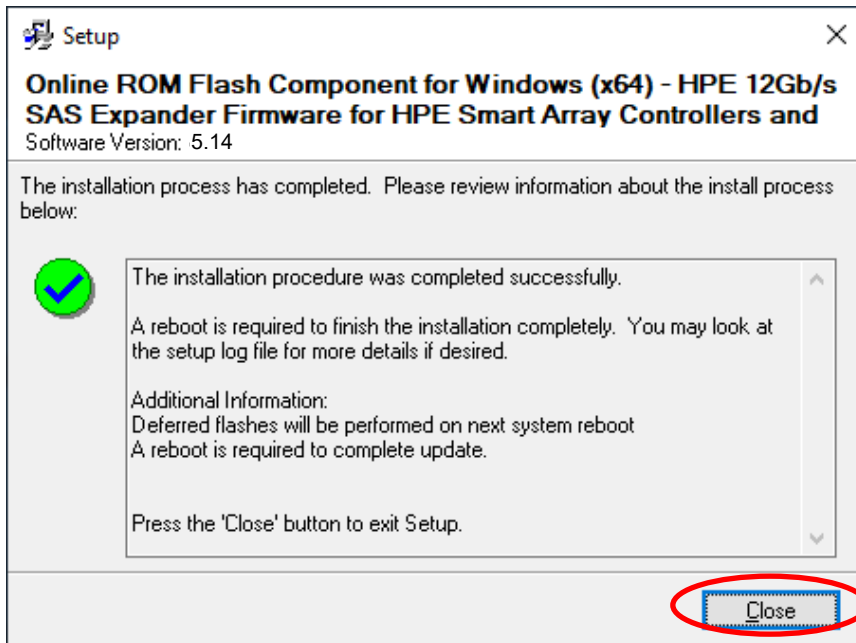


- (4) After the following message is displayed, click **Install**.

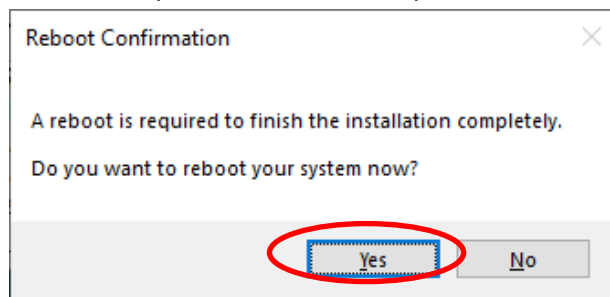


- (5) Install process proceeds. It will take several minutes to complete.

(6) After the following message is displayed, click **Close**.



(7) After the system reboot is requested, click **Yes** and reboot the server.



(8) Refer to [How to confirm the SAS Expander Firmware version] and confirm the [Firmware Version] is "5.14"

Now, the firmware update is complete.